












**KEY**

-  Water bodies/ water courses
-  Improved County Wildlife Site (CWS)
-  Reedbeds/ Wetland
-  Wet woodland
-  Grassland (Marshy/ species rich/ semi-improved)
-  Continuous scrub
-  Hedgerow (widths vary)
-  Highways improvements - For further details please see Connect Consultants drawing
-  Store site landscaping - For further details please see LP(90) series drawings
-  Existing / proposed buildings



**Proposed Masterplan**  
1 : 1000

Responsibility is not accepted for errors made by others in scaling from this drawing. All construction information should be taken from figured dimensions only.

A1

Original Sheet Size

0mm

100mm

date rev name chk note

 **Stride Treglown**

Architecture Town Planning Interior Design Building Surveying Landscape Design Graphic Design  
Promenade House, The Promenade, Clifton Down, Bristol BS8 3NE  
T 0117 9743271 F 0117 9745207 www.stride-treglown.co.uk

PROJECT  
New Food Store, Marsh Lane, Hayle  
Sainsbury's Supermarkets Ltd & Cranford (Hayle) LLP

DRAWING TITLE  
Proposed Masterplan

**PLANNING**

SCALE	DATE	DRAWN	CHK	DRAWING NUMBER	REV.
1 : 1000	18/06/10	BH	AS	31133 P(0)05	